

## GENERAL GUIDELINES FOR USE

If using the strip format follow the below steps first



1. Unfold the hanging tab.




2. Hang the **Prevantics®** Device Swab Strip on an IV pole.



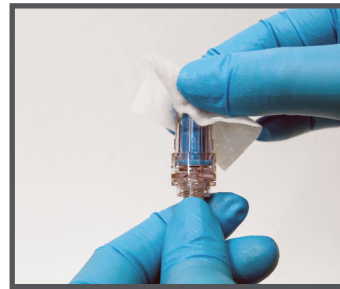
3. Remove individual packets from the bottom to the top of the strip.

**REMEMBER:**  
When only one packet is left on the strip, remove from IV pole before opening.


## Follow the steps below for application




4. Look for the words "tear below" (found on back side of packet) and tear downward diagonally to retrieve swab.



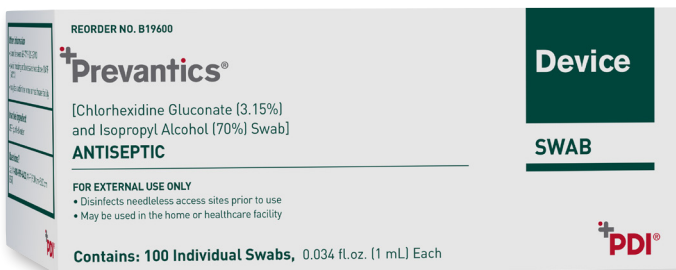
5. Prior to access, apply swab to the needleless access site of the device by holding swab between thumb and index finger and scrub using repeated back and forth strokes for 5 seconds.



6. Allow to air dry for 5 seconds. Do not blot or wipe dry.



7. Discard after single use.



**SCAN HERE  
TO WATCH VIDEO**